

# PROJECT A - MOON & EARTH CRAFT CARD WITH WARM WHITE LED

## 1 Material





- 1x LED (A)
- 1x resistor (brown, black, brown)
- 1x 3V battery
- copper tape
- paper clip
- tweezers or needle
- scissors

More info online: [www.whadda.com/product/wsedu07](http://www.whadda.com/product/wsedu07)




## 2



## 3 Copper tape circuit




## 4 Resistor brown, black, brown - bruin, zwart, bruin - marron, noir, marron - braun, schwarz, braun - marrón, negro, marrón



**Press / duw / presse / Drücken Sie / prensa**

Pinch or press the lead down into the copper tape and cardboard for extra connection!

Pincez ou appuyez le lead dans le ruban de cuivre et le carton pour une connexion supplémentaire !







5 LED



POLARITY: + & -




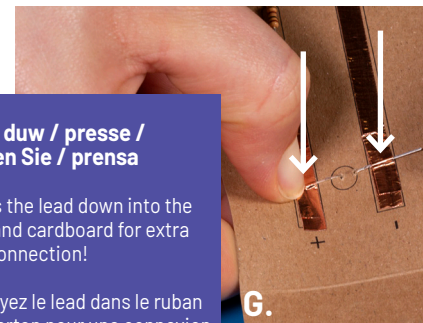
POLARITY: + & -





Press / duw / presse /  
Drücken Sie / prensa

Pinch or press the lead down into the  
copper tape and cardboard for extra  
connection!

Pincez ou appuyez le lead dans le ruban  
de cuivre et le carton pour une connexion  
supplémentaire !



5 Battery



POLARITY: + & -

